















# RAMADAN

Activity Pack  
(for children under 7)

# Activity 1 ~ Colour the picture that is different

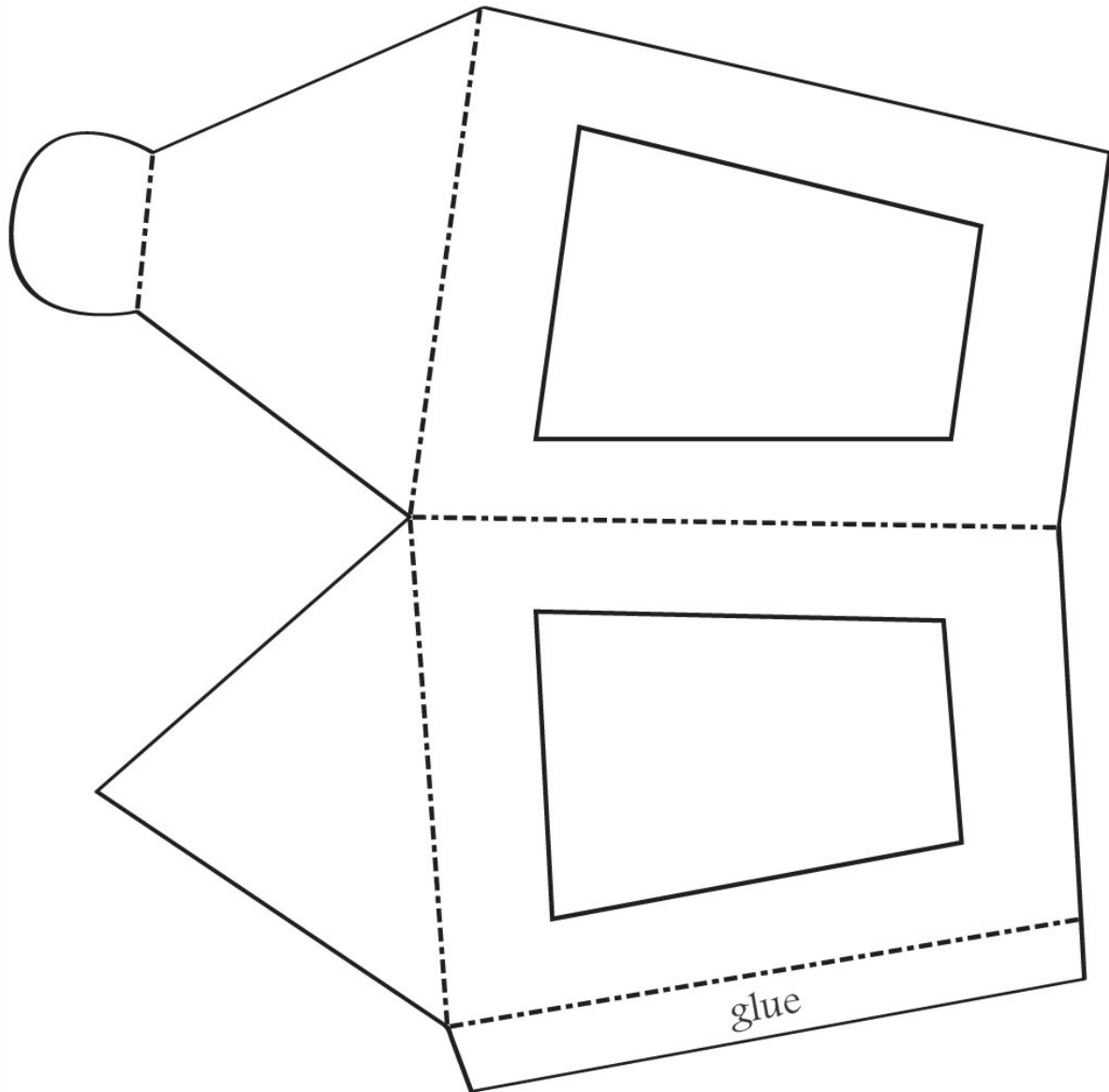


Activity 2 ~ Colour the Islamic geometric pattern

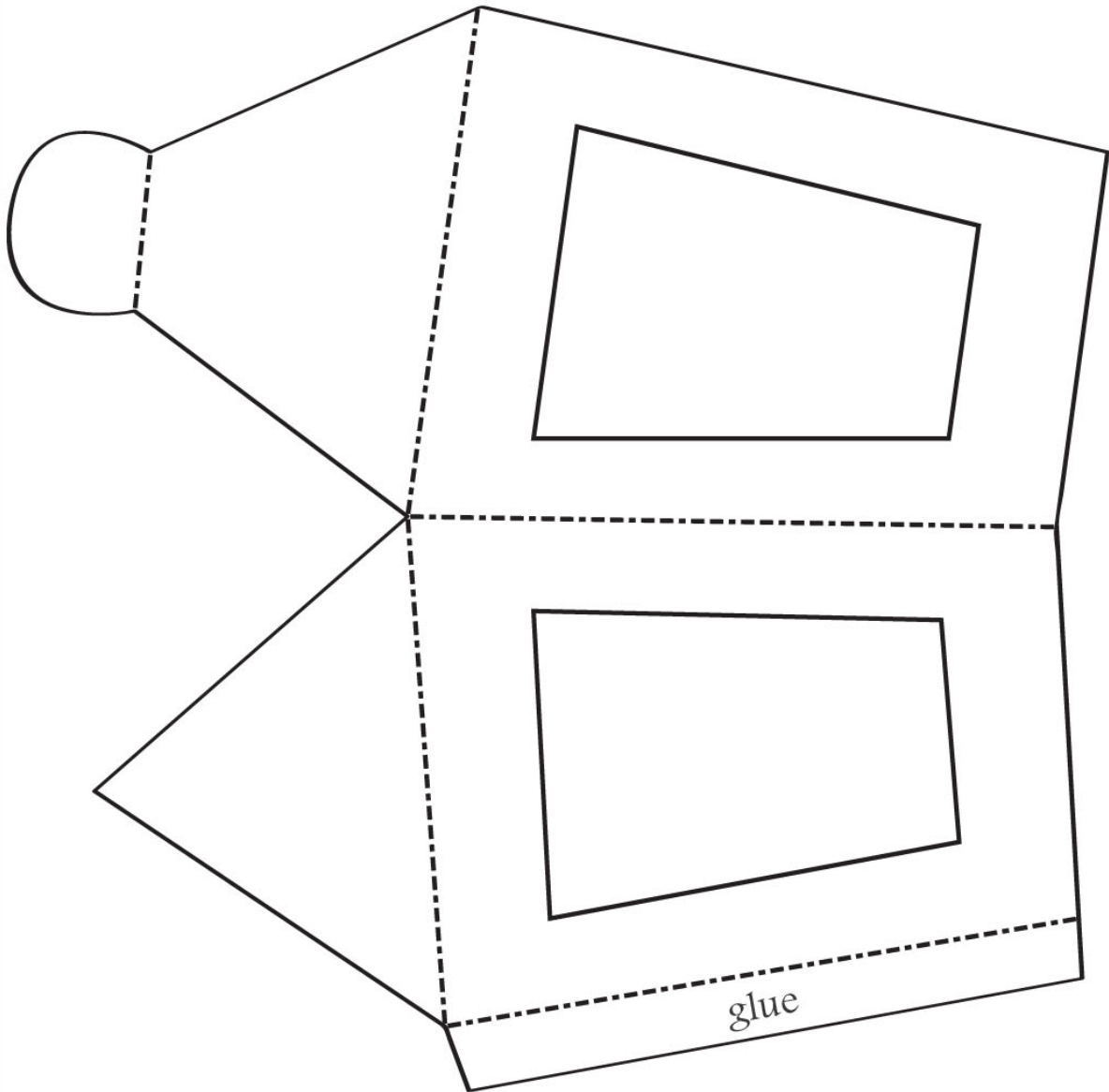


**Activity 3 ~ Colour the lantern template.**  
Cut the solid lines and fold the dotted lines.

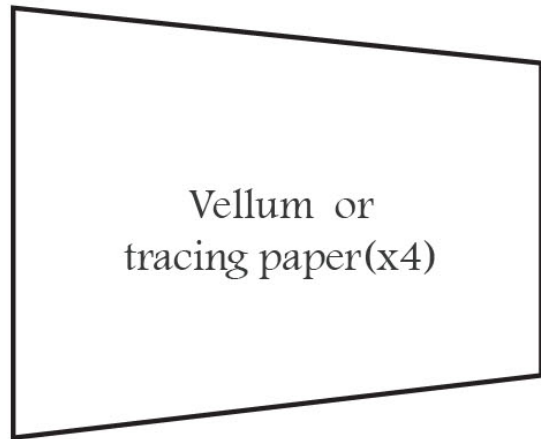
\*You can cut and paste the template on cardboard paper to make it more sturdy.







Note: Use vellum or tracing paper for the lantern windows. It will glow nicely when you put a bulb inside the lantern



Activity 4 ~ Spot the difference.  
There are 7 in total.



## Activity 5 ~ Ramadan word search

I J A K R V B W W J O S A B J  
F M C A R Y A D Z K O P H X Q  
Q U S V Q T N E T D Y S Z I S  
J P H R Y C S Y W I L X O D R  
B T B T R R L Z A K A A T J W  
J M P R A Y E R B C J S P J A  
A E O F M P F R X Z E E W L T  
M R W T A G O T M T Q S V O Y  
A C R V D S S D A V V Y S T Y  
S Y V U A Y T D P R T D N B G  
J K K T N Q V I F I A Y V V M  
I E O I D B U C N N S W H F O  
D V I F T A R R O G V N I H U  
U X H O D C I D A E T W A H J  
D R M Z C P T B M N S K A P J

RAMADAN

DATES

IFTAR

MASJID

QURAN

MERCY

FASTING

PRAYER

ZAKAAT

TARAWIH

Activity 5a ~ Ramadan word search (easier)

R	F	P	Q	N	M	M
Z	A	A	A	A	N	A
J	S	M	D	M	A	S
N	T	J	A	R	O	J
K	I	Q	T	D	S	I
D	N	S	E	D	A	D
X	G	U	S	X	A	N

DATES  
FASTING  
MASJID  
RAMADAN

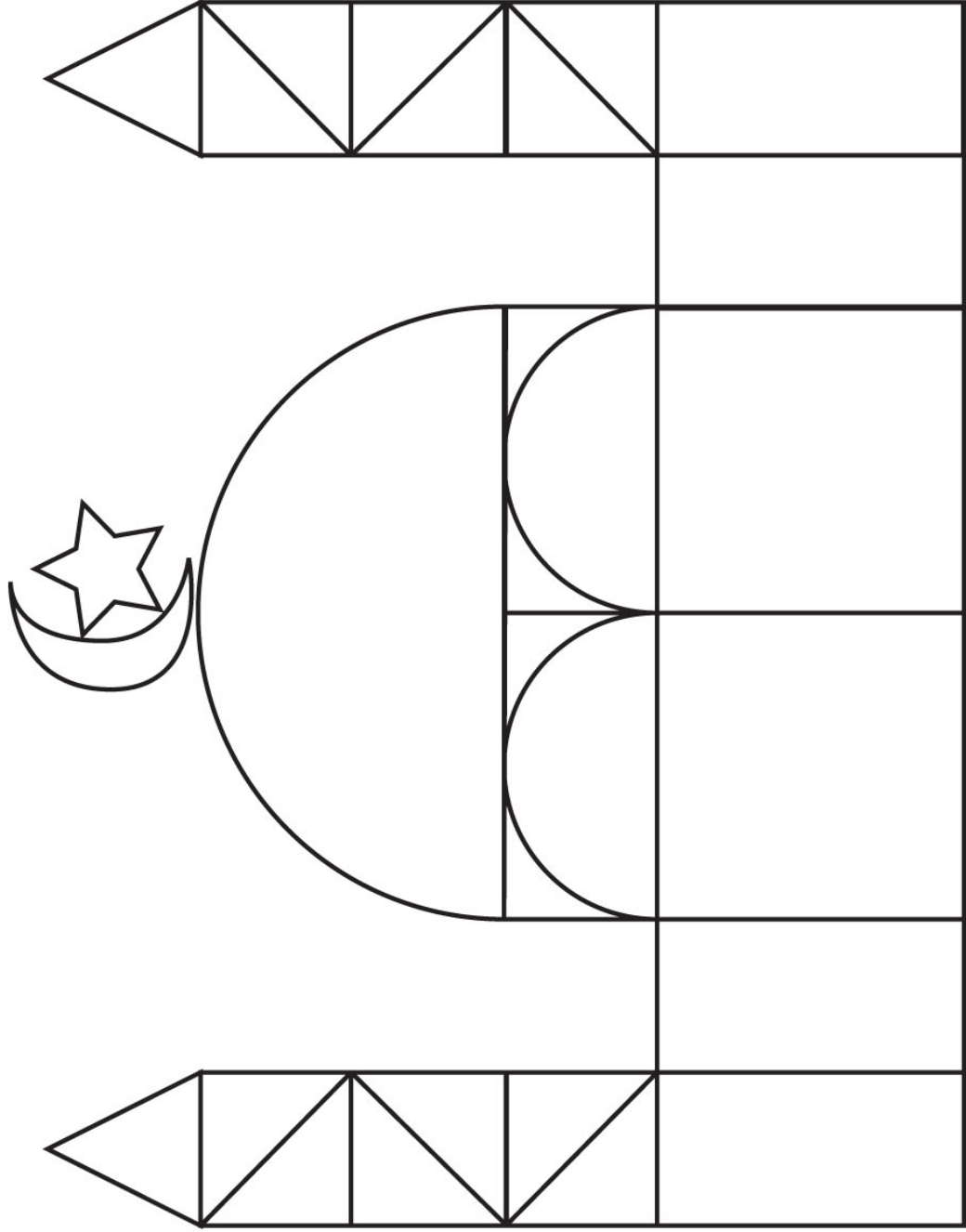


Activity 6 ~ Colour the masjid.











**Activity 7** ~ Colour and cut out the shapes given  
in the following page and stick it onto this masjid.




**Activity 7 ~ Colour and cut out the shapes given and stick it onto the corresponding shapes on the masjid.**

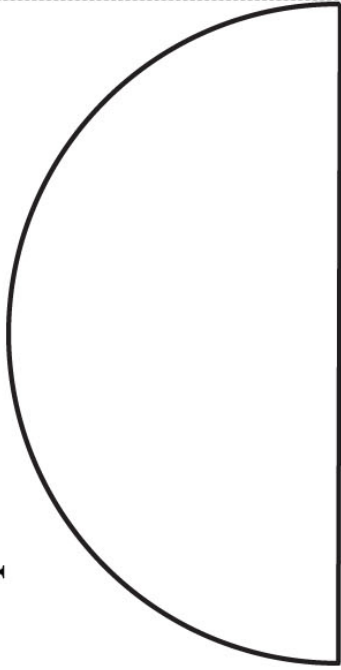
<p>Dark Green</p> 	<p>Yellow</p> 	<p>Light Green</p> 
<p>Light Green</p> 	 <p>Pink</p>	
	<p>Pink</p> 	

**Activity 7** ~ Colour and cut out the shapes given and stick it onto the corresponding shapes on the masjid.

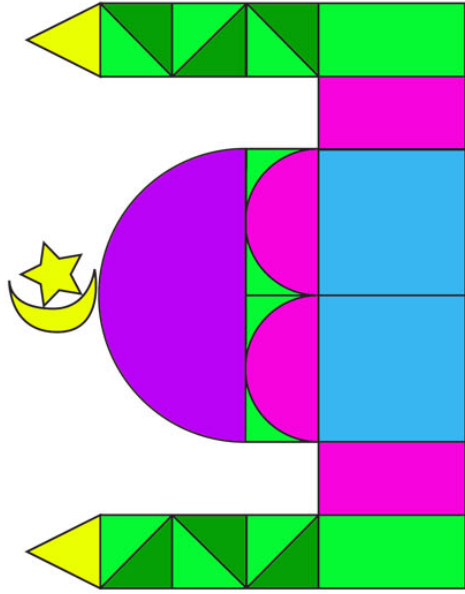

Blue



Purple




Yellow


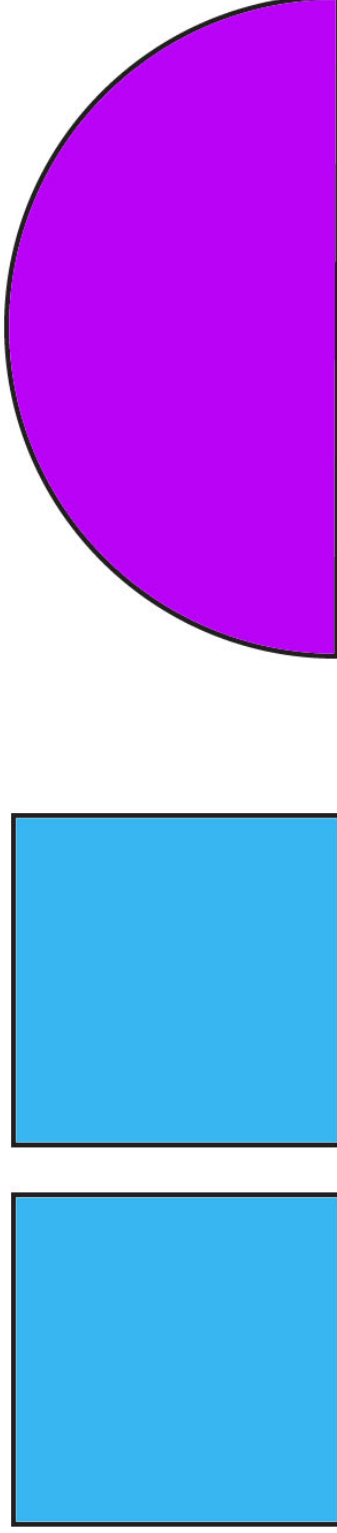


Final colour scheme of masjid puzzle for the children to refer to when pasting the coloured shapes.

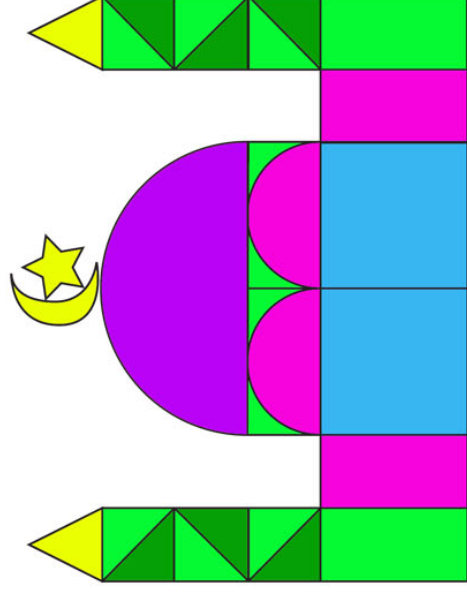
**Activity 7 (coloured option)** ~ Cut out the shapes given and stick it onto the corresponding shapes on the masjid.



**Activity 7 (coloured option)** ~ Cut out the shapes given and stick it onto the corresponding shapes on the masjid.



Final colour  
scheme of masjid  
puzzle for the children  
to refer to  
when pasting the  
coloured shapes.





Activity 8 ~ Find and circle the dates in the desert scene below.

There should be 5. Colour the scene.

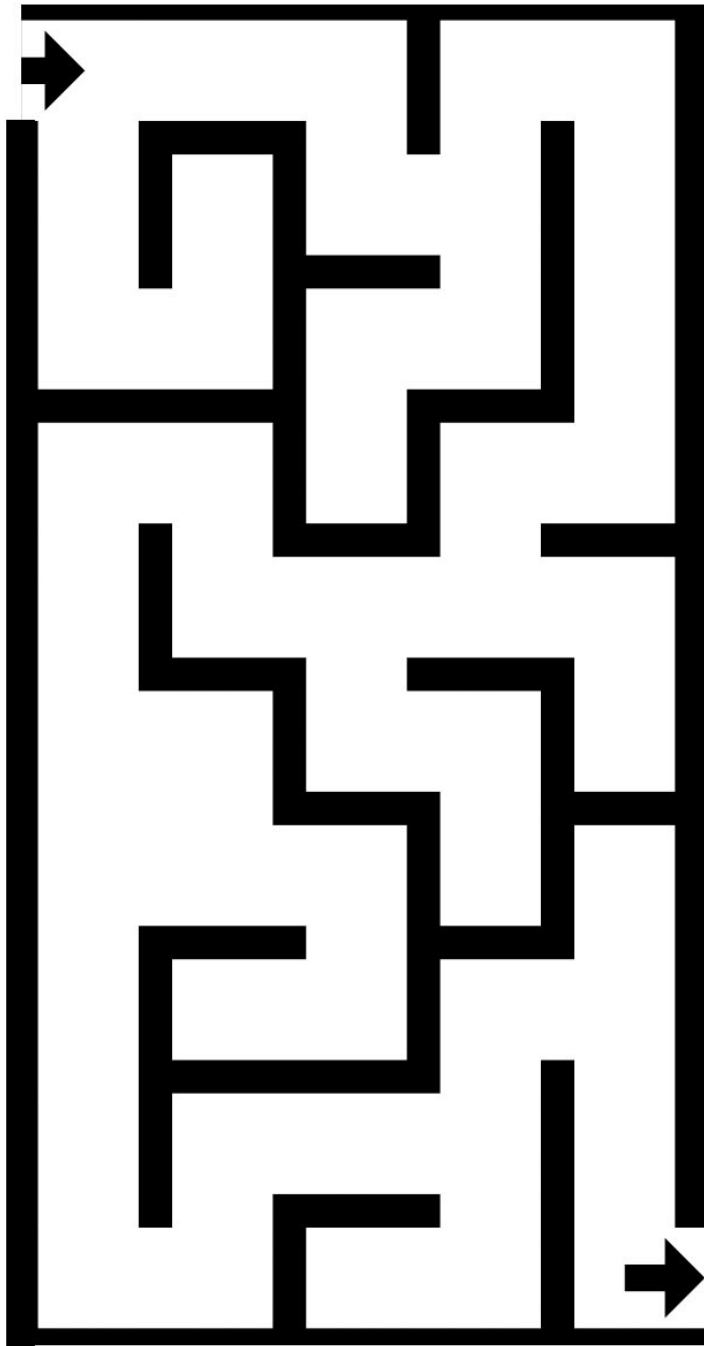


Main image taken from kmrucker.com



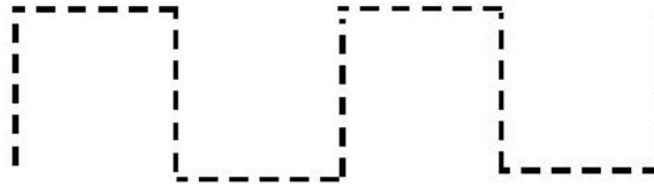



HOMELY  
HAMMOCK  
www.homelyhammock.com

Activity 9 ~ Maze runner. Help Yusuf find his way home in time for iftar!



**Activity 10** ~ Help Yusuf and friends make it to the mosque in time for tarawih prayers by tracing the lines.



Activity 11 ~ We all love Ramadan. Trace these letters.


I love Ramadan

I love Ramadan

I love Ramadan


I love Ramadan






Activity 12 ~ Circle the silhouette that matches the picture exactly.





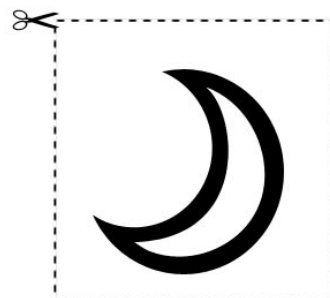
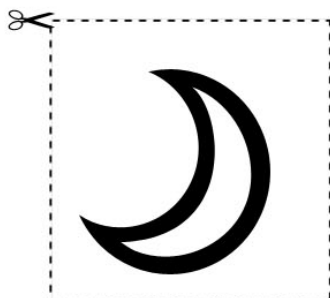
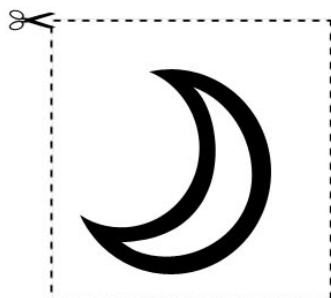



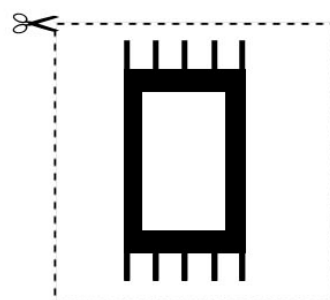
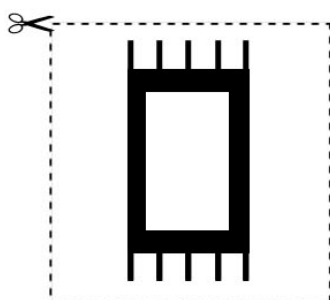
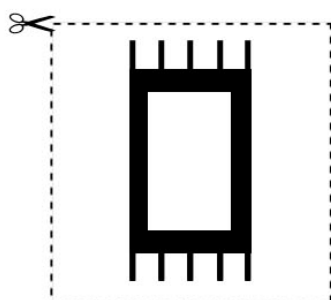


Activity 13~ Paste the missing pictures from the next page so that every row, column and mini-grid has each of the 4 symbols.



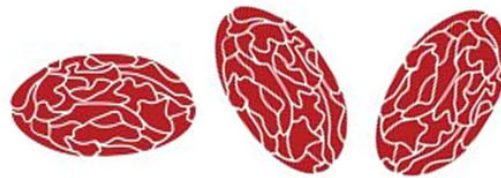

			
			
			
			

**Activity 13**~ Cut these symbols and paste them onto the previous page so that every row, column and mini-grid has each of the 4 symbols.




**Activity 14**~ It's time to break fast. Help Faatimah distribute all her dates equally to her 3 friends. Paste the correct number of dates from the given template into the boxes below.

a) Monday ~ Faatimah has 3 dates to distribute equally.



Yusuf



Aminah



Hassan

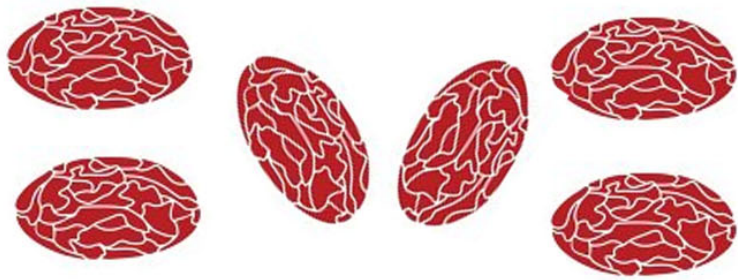

--

--

--


**Activity 14**~ It's time to break fast. Help Faatimah distribute all her dates equally to her 3 friends. Paste the correct number of dates from the given template into the boxes below

b) Tuesday~ Faatimah has 6 dates to distribute equally.




Yusuf

--



Aminah

--

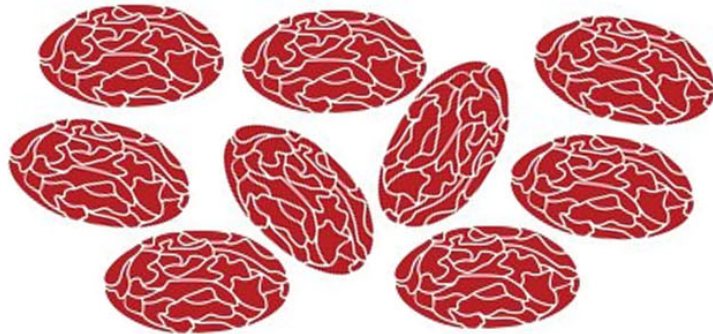



Hassan


--

**Activity 14**~ It's time to break fast. Help Faatimah distribute all her dates equally to her 3 friends. Paste the correct number of dates from the given template into the boxes below


c) Wednesday - Faatimah has 9 dates to distribute equally.



Yusuf



Aminah



Hassan

--

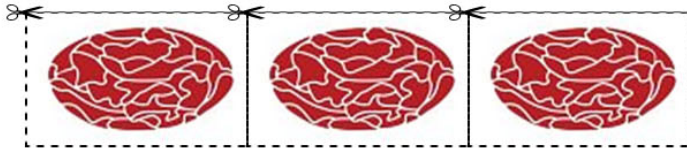
--

--

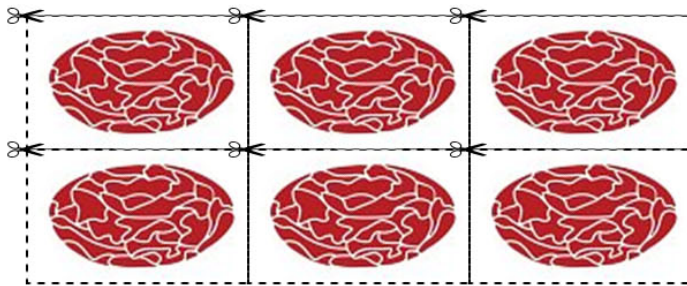


**Activity 14 (Template)**~ Cut the dates below and paste the correct number of dates into the boxes given.

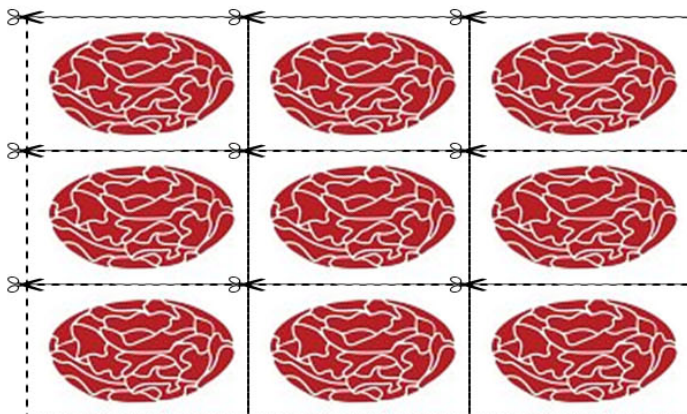
a) Monday - Faatimah has 3 dates to distribute








b) Tuesday - Faatimah has 6 dates to distribute



c) Wednesday - Faatimah has 9 dates to distribute



Activity 15 ~ Colour the sajadah (prayer mat) that belongs to Faatimah.



**Activity 16-** Secret message. Use the alphabet code to work out the names of different types of dates people eat in the month of Ramadan.



1 10 23 1

\_\_\_\_\_



13 5 4 10 15 15 12

\_\_\_\_\_



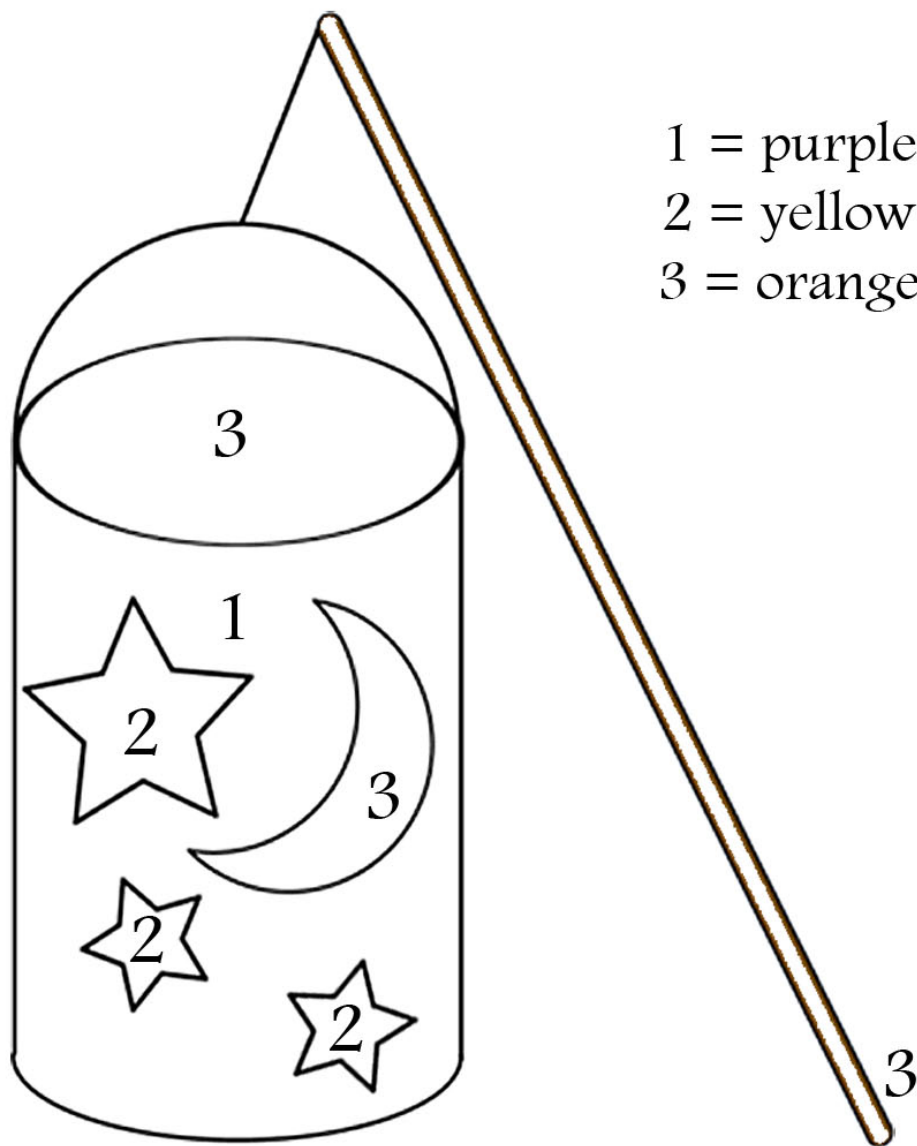
18 15 20 1 2

\_\_\_\_\_

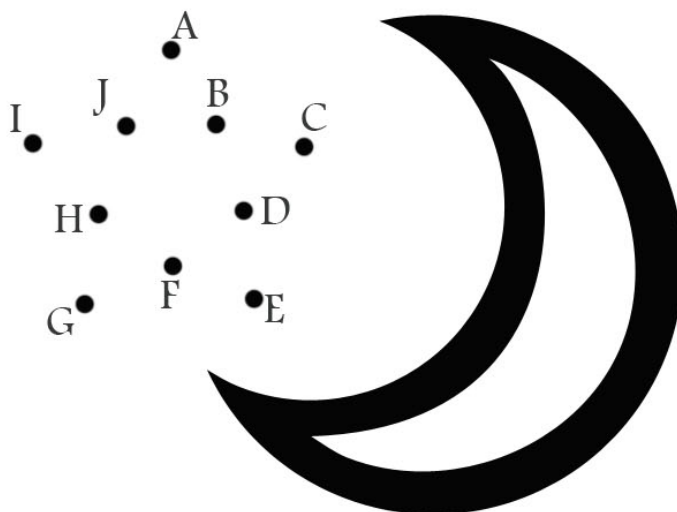
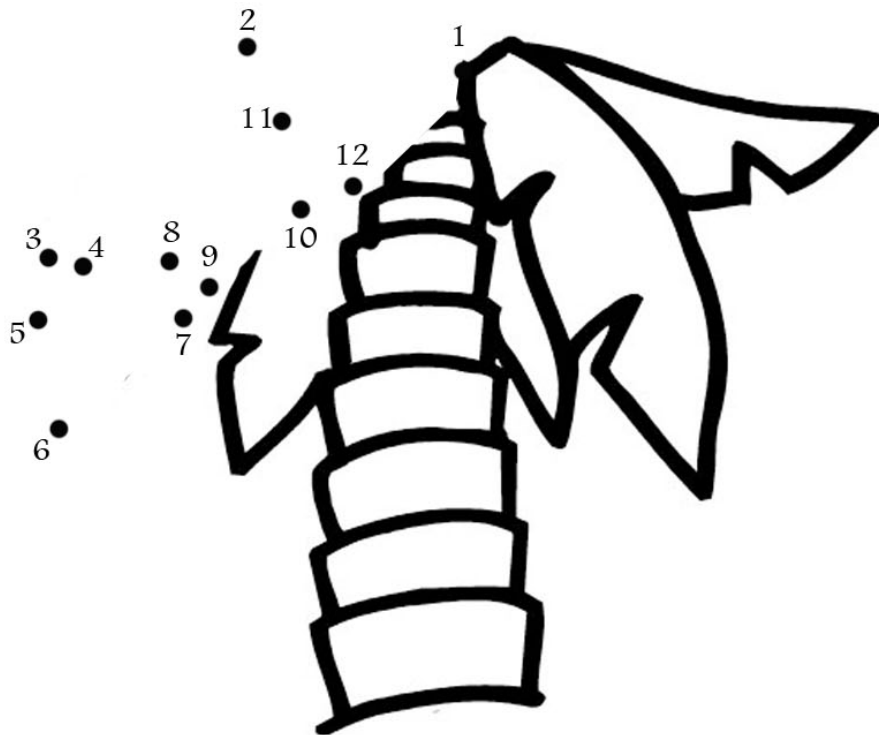
1	2	3	4	5	6	7	8	9	10	11	12	13
A	B	C	D	E	F	G	H	I	J	K	L	M

14	15	16	17	18	19	20	21	22	23	24	25	26
N	O	P	Q	R	S	T	U	V	W	X	Y	Z

**Activity 17~** Lanterns are used to create a festive atmosphere during Ramadan. Colour this one using the numbers to help you.




# Activity 18~ Connect the dots to complete the pictures





**Activity 19~** Fill this plate with food you'd like to eat for iftar. Cut and paste from the template on the following page.




Activity 19 (Template) ~ Cut the food you'd like to eat for iftar and paste on the given plate.



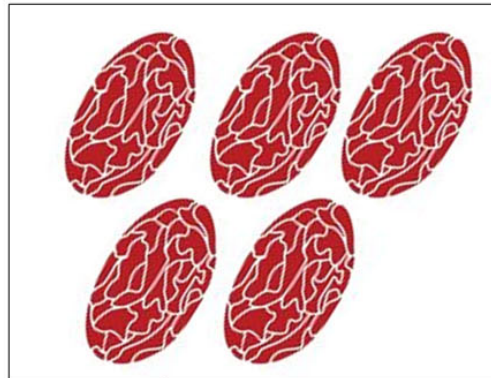
## Activity 20- Circle the correct number in the boxes below

a) How many times did Faati-mah read the Quran in the month of Ramadan?




4	3	1
---	---	---

b) How many dates did Yusuf eat at iftar?




3	4	5
---	---	---

c) How many times did Ibrahim make sujood for Fajr prayers?



2	4	5
---	---	---

d) How many glasses of water did Aminah drink for sahur?





2	3	1
---	---	---

**Activity 21**- Yusuf is learning how to pray. Help him by cutting the different prayer positions found in the template page and pasting them in the proper order below.

<b>TAKBIR</b>	<b>AL~QIYYAM</b>	<b>RUKU</b>
1	2	3
<b>SUJUD</b>		<b>JULUS</b>
4	5	

**Activity 21 (Template)**~ Cut the different prayer positions found below and paste them in the proper order.





Activity 22 (Player 1) ~ Let's play BINGO!  
Use coins or tokens to mark the images that are called out.



Activity 22 (Player 2) ~ Let's play BINGO!  
Use coins or tokens to mark the images that are called out.



Activity 22 (Player 3) ~ Let's play BINGO!  
Use coins or tokens to mark the images that are called out.



Activity 22 (Player 4) ~ Let's play BINGO!  
Use coins or tokens to mark the images that are called out.



**Activity 22 (Call list)** ~ The following list contains all the words for Ramadan bingo in random order.

To play, just read from the first word on down until someone wins.

Quran

Date

Masjid

Prayer mat

Moon

Lantern

Star

Charity Box

Kaabah

Sujud

Du'a

Date tree

Glass of water

Kufi hat

Hijab

Prayer beads/ tasbih



Activity 23~ Trace the Arabic alphabets below that spell the word Ramadan when put together.

رَمَضَانَ

ر ر ر ر

م م م م

ض ض ض ض

ا ا ا ا

ن ن ن ن

**Activity 24** ~ It is highly encouraged to do acts of good deeds during Ramadan. Circle the pictures that depict good deeds and cross out the pictures that depict bad deeds.



**Activity 25** ~ Charity does not only mean giving money or food to others. Decipher the secret below to find out what charity could also mean.

	1	2	3	4	5
A	A	B	C	D	E
B	F	G	H	I	J
C	K	L	M	N	O
D	P	Q	R	S	T
E	U	V	W	X	Y

A5 E2 A5 C4

\_\_\_\_\_

A1

\_\_\_\_\_

D4 C3 B4 C2 A5

\_\_\_\_\_

B4 D4


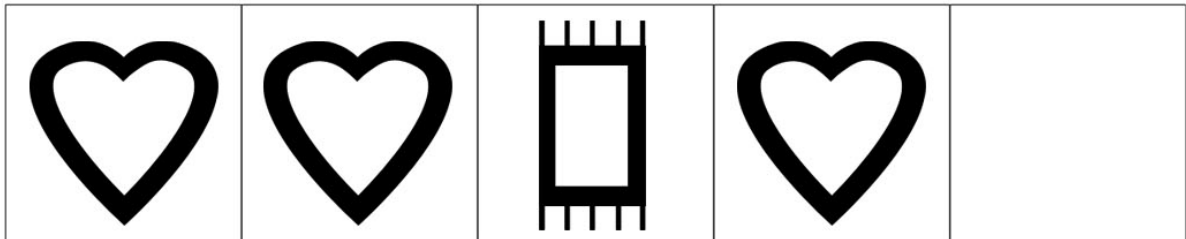
\_\_\_\_\_

A3 B3 A1 D3 B4 D5 E5

\_\_\_\_\_

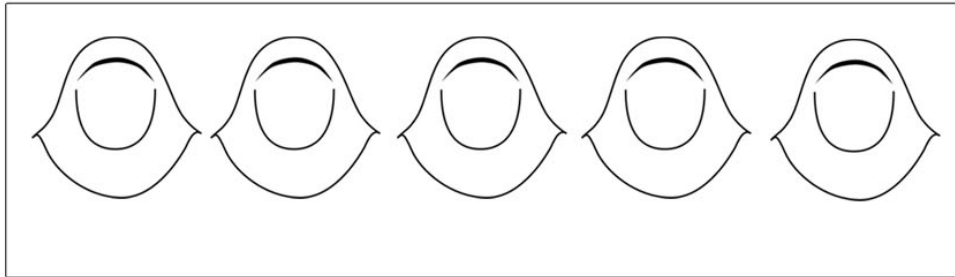


Activity 26 ~ Complete the patterns below with the right sequence.

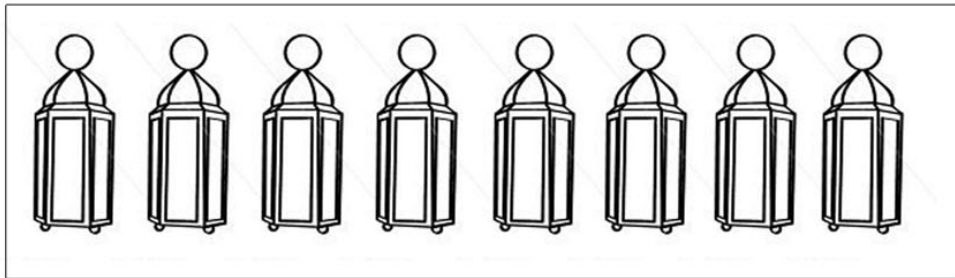


Activity 27 ~ Colour the correct number of images.


3




5



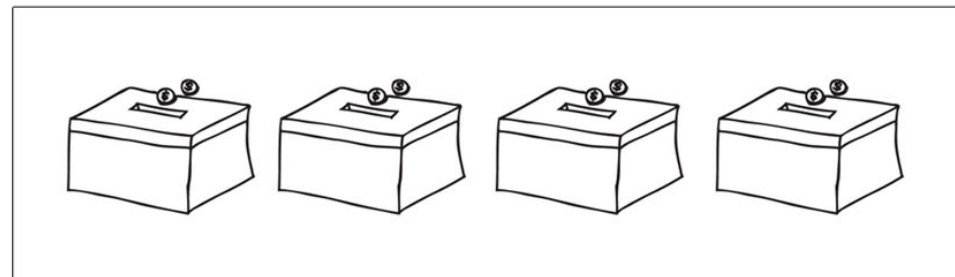
2



6




1





## Activity 28 ~ Complete the crossword puzzle below.






### Across

1. The last Prophet of Islam
2. The Arabic word for breaking fast
3. The month the Quran was revealed
4. The book of Allah

### Down

1. Special prayers Muslims perform in Ramadan
2. Muslim place of worship
3. When you want to ask Allah for something, you make \_\_\_\_
4. It is sunnah to break fast with this fruit

Activity 29 ~ In each row, colour the picture that does not belong to the group.



**Activity 30** ~ Ramadan is a special month and it is encouraged for us to make as much du'a as possible. What are some of the du'as that you have made this month? Tick the boxes below.

Du'a for your parents



Du'a for forgiveness for wrongdoings

Du'a for blessings/ rizq



Du'a to enter heaven



Du'a for protection against shaytan/hell

Did we miss out anything? What else did you make du'a for?